





# 1/4" One Way Shut-Off – 3 & C Series


(Industrial Interchange)


## 3 & C Series 1/4" 1-Way Manual Sleeve Guard Sockets

Female Thread		Part No.	Brand	FPT	Description
		SG2803	<b>F</b>	1/8"	Brass
		SG3003	<b>F</b>	1/4"	
		B-2CF2-B	<b>B</b>	1/4"	Brass, less Valve
		SG3003LV	<b>F</b>		Stainless Steel
		B-2CF2-SS	<b>B</b>	3/8"	Brass
		SG3203	<b>F</b>		
B-2CF3-B	<b>B</b>				

Hose Stem		Part No.	Brand	I.D.	Description
		SG3603	<b>F</b>	1/4"	Brass
		B-2CS2-B	<b>B</b>		
		B-2CS25-B	<b>B</b>	5/16"	3/8"
		SG3703	<b>F</b>		
		B-2CS3-B	<b>B</b>		


Requires Hose Clamp (See page 200 for typical hose clamps)

Male Thread		Part No.	Brand	MPT	Description
		SG2903	<b>F</b>	1/8"	Brass
		SG3103	<b>F</b>	1/4"	
		B-2CM2-B	<b>B</b>	1/4"	Brass w/Dill Valve
		SG3103D	<b>F</b>		Stainless Steel
		B-2CM2-SS	<b>B</b>	3/8"	Brass
		SG3303	<b>F</b>		
B-2CM3-B	<b>B</b>				


Push-On Hose Stem		Part No.	Brand	I.D.	Description
		SG1513	<b>F</b>	1/4"	Brass
		B-2CPS2-B	<b>B</b>		
		SG1713	<b>F</b>	3/8"	
		B-2CPS3-B	<b>B</b>		

Hose clamps not required when used with "Push On" hose. See page 369.

Sockets with modified valves are recommended for use with valve core plugs. Suffix-D to socket Cat. No.

Reusable Hose Fittings		Part No.	Brand	I.D.	Description
		B-2CE2-B	<b>B</b>	1/2"	Brass w/Brass Sleeve
		B-2CG2-B		9/16"	
B-2CH2-B	5/8"				

Sockets with modified valves require a plug with a dill valve.



Sockets with modified valves (Dill Valve)

Brand - Designates **F**=Foster or **B**=Breco Part

See page 380 for full size templates



**WARNING:** These products can expose you to chemicals including lead, which is known to the State of California to cause cancer, and which is known to cause birth defects or other reproductive harm. For more information go to [www.P65Warnings.ca.gov](http://www.P65Warnings.ca.gov).